



Joining the AIB

November 2023

THE AIB SIMPLIFIES INTERNATIONAL TRANSFER OF ENERGY ATTRIBUTE TRACKING CERTIFICATES

The production, trade, distribution and consumption of energy can be electronically documented and tracked with **energy attribute tracking** certificates (EAT). Certificates are held in accounts on registration databases, and are transferable between account holders.

The **Association of Issuing Bodies** (AIB) is the leading enabler of international transfer of energy attribute tracking certificates, and guarantees the EECS® System (European Energy Certificate System®).

The AIB's mission is to guarantee the origin of European energy. The AIB unites European issuing bodies of energy attribute tracking systems for all energy carriers and technologies, thereby using a decision making structure that respects their varying identities while allowing for continuous evolution.

It does so by promoting a practical and effective energy certification system for Europe, including guarantees of origin (GOs) as prescribed by the European legislative framework. It takes no other political positions, such as the design of national support systems. The AIB also operates a hub that connects the registries of the AIB members and through which EECS® certificates are transferred.

The **members of the AIB** are diverse: energy regulators, transmission system operators, market operators, ministries, power exchanges, etc. Issuing bodies for GOs are appointed by their government to issue renewable electricity guarantees of origin under the EU Directives for renewable energy (2018/2001/EU and 2009/28/EC) and cogeneration (2012/27/EC). During its first 18 years of existence, all AIB members were issuing bodies for electricity GOs. However with the implementation of Directive 2018/2001/EU the AIB is ready to welcome issuing bodies for gas GOs, as EECS® has been designed to facilitate multiple energy carriers.

The **EECS® system** facilitates harmonised handling of EAT Systems, including GOs. Such GOs have the function of proving to a final customer the source of the energy they consume. EECS® is well-tested, and based on a harmonised environment, structures and procedures. It ensures the reliable operation of international energy attribute tracking certificate systems across Europe, and has proved to be highly effective, efficient, fraud-resistant and low cost. Early 2021, the EECS® framework enables transfers of EECS® certificates between account holders within and between 30 countries and regions.

EECS® certificates are uniquely identifiable, tradable electronic certificates containing data fields with standard information including: unique certificate number, identity of issuer, country and date/time of issue, type of certificate, source of energy, receipt of public support and the type, location, capacity, commissioning date and identity of the plant. Depending on the type of certificate, more data may be recorded on the EECS® certificate.

Members of the AIB first commenced operation in 2001 and founded the AIB in 2002. Since then and until 2020, well over 5 billion EECS® certificates – each representing one megawatt hour of electricity from renewable sources – have been created, and 85% of these have been used. Over 760 million EECS® Certificates were issued in 2020 and over 730 million were used, demonstrating the high level of acceptance of the AIB's services. This growth reflects the increasing demand for certification of renewable electricity for use in the disclosure of fuel mix.

WHAT ARE THE EECS® RULES?

Purpose of the EECS® Rules

The EECS® Rules govern the European Energy Certificate System. This forms an **integrated framework** for issuing, holding, transferring and otherwise processing electronic energy certificates (EECS® Certificates) in Europe. These certify, in relation to specific quantities of energy, attributes of its source and/or the method and quality of its production.

For example, the number of certificates issued to a wind turbine in a period will be directly proportional to the electricity produced by that wind turbine. These certificates guarantee that the electricity has in effect been produced from wind energy and has not been claimed for usage yet.

The purpose of the EECS® Rules is to make sure, in a manner consistent with European Community law and relevant national legislation, that certificate systems operating within the EECS® framework are **reliable, secure and inter-operable**. The implementation, under the EECS® Rules, of harmonised standards for issuing and processing EECS® Certificates makes it possible for the owners of EECS® Certificates to transfer them to other account holders both in the same country, and in other countries.

Effect of the EECS® Rules

The **EECS® Rules** is a constitutional document of the AIB, and sets out the membership

obligations of AIB Members. These obligations are owed to the AIB: the EECS® Rules does not in itself create duties or obligations owed to third parties, nor does it create obligations that are enforceable (other than under the umbrella of the AIB) between Members themselves. Such obligations are reinforced by members' signature of the **Hub Participants Agreement** (HPA), which is a commercial agreement binding members to the terms of use of the AIB's inter-registry Hub. The effectiveness of the EECS® Rules in achieving its purpose depends on the AIB, which assumes a regulatory function. In this regard, the AIB relies in part on Members conducting "peer reviews" of each other's systems. ►



Joining the AIB

November 2023

► Members' duties in relation to the areas for which they are responsible (Domains) include oversight of their customers' compliance with obligations that are not adequately covered by applicable legislation.

Where such matters fall within their jurisdiction, supervision by governmental agencies and national regulators of the activities of Members and their customers also assures the coherence and reliability of EECS®.

Structure of EECS®

The EECS® Rules establishes a **harmonised standard** for the creation, maintenance, transfer, cancellation and other processing of EECS® Certificates. The EECS® Rules and the Hub Participant Agreement require Members to **adopt** these standards as a pre-condition for participation (as a Scheme Member) in individual **EECS® Schemes**: the parts of the EECS® framework which relate to specific types of energy output, such as electricity, gas etc.

EECS® Certificates may be based on guarantees of origin issued pursuant to European Community legislation as implemented by Member States. They may also be issued in connection with other legislative certification schemes or under other, entirely voluntary, arrangements.

Every EECS® Certificate is **processed** under the same requirements described in the EECS® Rules. In addition, the EECS® Rules impose requirements specific to electricity or gases (whether these are biomethane, hydrogen or other gases).

For a Member to become a member of an individual EECS® Scheme (electricity or gas), the rules applicable in that Member's Domain - its **Domain Scheme** - must satisfy both the general requirements of the EECS® Rules and the specific requirements for that EECS® Scheme.

A Domain Scheme consists of the applicable legislation and administrative arrangements regarding the issue of certificates, together with

a Domain Protocol and the Member's Standard Terms and Conditions.

A **Domain Protocol** describes how the EECS® system is implemented in a specific Domain. It supplements the local laws and regulations, making sure that the Domain Scheme is in line with the general and specific requirements of the EECS® Rules. The Standard **Terms and Conditions** contractually oblige the Member's customers to comply with the Domain Protocol. Standard Terms and Conditions also deal with commercial matters such as service provision and the Member's fees.

Account holders are not bound by the EECS® Rules itself, but by the applicable legislation in their Domain and their contractual obligations to comply with relevant Domain Protocols.

AIB MEMBERSHIP FOLLOWED BY EECS® SCHEME MEMBERSHIP

It is possible to be an AIB member before fully complying with the EECS® Rules. A separate set of conditions has to be met for membership to the association respectively for participating in the relevant EECS® Scheme. When applying for **AIB membership**, the applicant agrees to strive for compliance with the EECS® Rules. Working towards this, the member is assisted by another AIB member as single point of contact (SPOC) and by a pair of reviewers of the application for Scheme membership. Issuance of EECS® Certificates and their cross border exchange with the AIB members, is only possible after approval of the **EECS® Scheme Membership**.

HOW DOES EECS® WORK?

Registration of Plants

EECS® Certificates can only be issued to the owners of energy production plants that are registered in the database of an AIB member EECS® Scheme. Registration involves a formal application.

Application for registration under EECS® requires the plant owner to provide information about itself and the plant, including the relevant technology and possible energy sources, commissioning dates and capacities and details of public support received. Such applications must also include details of the arrangements for measuring energy sources and outputs, including the presence of any production auxiliaries, pumping stations and on-site demand.

Upon registration the plant must comply with legal requirements and the requirements of the relevant EECS® Scheme as set out in the Domain Scheme – the Issuing Body is entitled to inspect the plant to confirm this. Any changes to the plant must be notified to the Issuing Body.

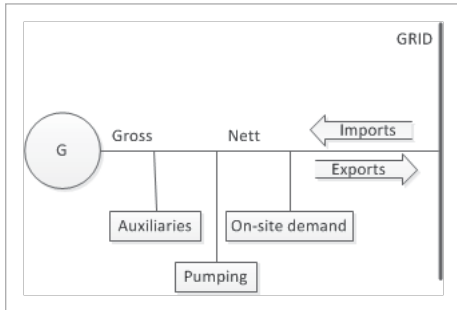
Issuing of EECS® Certificates

Once a plant has been registered, then it is eligible to receive EECS® Certificates.

Measurements of the energy created (and used, where combustible fuels have been used) will be taken by the body approved to do so by the Issuing Body, or authorised to do so by the Competent Body appointed by government to take such measurements for that Domain.

Only EECS® Certificates which represent energy flowing into the grid are released onto the market for trade. EECS® Certificates are issued for production net of any energy used by production auxiliaries or (for a pumped storage plant) for pumping water back to the header lake.

Certificates representing the source of the energy used by production auxiliaries and pumping (and perhaps on-site demand) are normally not issued, or are automatically cancelled upon issue – see diagram below. ►



Use of EECS® Certificates

Certification of the quality of a product and the method of its production, whether this product is energy or physical in nature, provides an efficient mechanism for accounting for:

- the quality and method of production of such products, as supplied to consumers;
- progress made towards targets for the use of certain technologies; and
- production and/or consumption of such products, for the purposes of stimulating investment in certain categories of plant.

Moreover, certification allows a value to be given to specific types of a product (for example “green electricity”) and for this to be traded separately to the product itself.

An effective certification system must be able to prove to stakeholders – producers, traders, suppliers, consumers, NGOs and governments – that the certificates provide reliable evidence.

WHY JOIN THE AIB?

The issuers of internationally transferable energy attribute tracking certificates (such as GOs) face the same challenge: to develop an **accurate, reliable, fraud-resistant system, which supports national and international legislation and is harmonised with the systems of other countries;** and to do so **quickly and cost-effectively.**

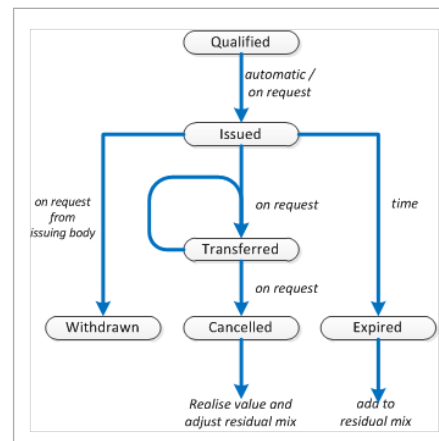
The AIB offers a **standardised solution**, based on years of experience; and the **support of members** who have already implemented systems, and identified and overcome solutions to many common problems.

The members of the AIB pool their common experiences and resources to develop systems such as EECS®, and the **inter-registry Hub**, which

The EECS® framework ensures that all stakeholders can trust the certificates issued and processed by any member of the AIB.

Certificate Life Cycle

The life cycle of an EECS® Certificate includes **three phases**: issuance, transfer and cancellation or expiry. The way in which a certificate transits between the major states is shown in the following diagram:



- **Issuance.** Electronic EECS® Certificates are issued in registries operated by, or on behalf of, AIB Members for the output of plants registered under national legislation or, otherwise, specifically for the purposes of an EECS® Scheme.

transfers EECS® certificates between registries. The AIB also provides a **platform** for members to address issues of common relevance, such as the calculation of national residual mixes.

Apart from this, the AIB also **liaises with governmental stakeholders**. The AIB organises meetings for the competent authorities for disclosure to discuss issues of mutual importance. Further, the AIB cooperates with the European Commission, seeking solutions to issues of common interest, to ensure that EECS® complies with European legislation. By briefing the Commission on common issues, the AIB can beneficially influence system design on behalf of its members. This is particularly useful where international legislation changes: members of the AIB

- **Transfer.** EECS® Certificates may be transferred from the account of the producer to that of a trader or energy supplier, and from there to the accounts of other traders and energy suppliers; either within the country of origin or to other registries operated by, or on behalf of, AIB Members across Europe.

- **Cancellation.** This is the mechanism whereby the EECS® Certificate is removed from circulation. Cancellation happens at the point at which the value of the Certificate is realised, for example a supplier has supplied „green electricity“ to its customer with a green electricity contract. EECS® Certificates are mostly cancelled in connection with payment from a consumer in recognition of the qualities represented by certificate. The EECS® Rules provides for EECS® Certificates to be cancelled only once, at which point they may be used to adjust any residual mix.

The diagram illustrates two other states:

- **Withdrawal.** Certificates that have been issued in error may be withdrawn from the market;
- **Expiry.** Certificates that have not been cancelled by a deadline and have thus been automatically cancelled are said to have expired. At this point, they can't be traded anymore but they may be used to adjust any residual mix.

pool their resources and experience to resolve challenges that arise from new legislation to the benefit of their systems.

By cooperating with the Concerted Action on the RES Directive, the AIB raised with national governments issues arising from national support schemes, and having an international impact. In this way it can help protect policy objectives.

Finally, the AIB is a liaison member of CEN/CENELEC, and contributes to ensuring that EECS® continues to meet the CEN/CENELEC EN16325 standard for guarantees of origin (which was itself based on EECS®).

LINK BETWEEN EECS® AND CEN EN16325

The CEN EN16325 standard for GOs, developed in 2013, was based on the EECS® Rules. Its ongoing revision builds upon the updated EECS® Rules, for the principles of certificate administration and scheme-specific rules for different energy carriers. While the EECS® Rules will ensure to stay aligned with any EN16325 revision, embedding the full size of EECS® in a CEN standard is not advisable. Indeed, time has proven

that continuous developments are needed and that details are subject to dynamic change. The AIB has a democratic decision making structure for continuous quality management of services and for the various levels of documentation of EECS®. This way, the AIB facilitates both efficient and reliable handling of GOs in line with their purpose as set by legislation.

In addition, EECS® facilitates a broader scale of energy certification than just Guarantees of Origin. This enables the development of solutions for upcoming needs in a harmonised way, while in constant dialogue with Issuing Bodies from all over Europe.

HOW TO JOIN THE AIB

If you are an issuing body for guarantees of origin or other Energy Attribute Certificates and you would like to see how the AIB works for a trial year at no cost, then you may apply for “**Observer**” status. Upon signature to the observer agreement, you will have access to relevant parts of the Member section of the AIB website, but will not be entitled to take part in decision-making, however your views are most welcome. After this first year, an observer fee will be due.

Membership of the AIB consists of two parts: (1) AIB membership and (2) membership of the EECS® Electricity and/or EECS® Gas Scheme.

Any issuing body with legal personality under its national law that fills out the application form and agrees to comply with the EECS® Rules can apply for **AIB membership**. This will be granted by the AIB Board and validated by the General Meeting.

Issuing bodies that have been granted membership of the AIB (“Members”) pay the membership fee. They can vote, and get access to the full Members section of the website.

Next step is application for **Scheme membership** of the EECS® Electricity or Gas Scheme.

The procedure for setting up an AIB infrastructure in a country is as follows:

(1) Internal set-up - appoint an Issuing Body and, if required, appoint agents to support the activities of the Issuing Body. Select, implement and configure registry software

(2) Apply for membership of the AIB - complete the letter of application and its annexed questionnaire, and get approval of the AIB Board.

(3) Apply for EECS® Scheme membership for gas and/or electricity: prepare a Domain Scheme, by drafting a Domain Protocol setting out how the market will operate in that geographical domain (usually a country), and standard terms and conditions for accountholders. Get adequate insurance. Sign a Hub Participant Agreement with the AIB including the terms of use for the AIB hub. In parallel, test registry software or services.

(4) Gain approval from the relevant EECS Scheme Group (the working groups within AIB dealing with issues related to specific energy carriers). Following a review of the Domain Scheme by the AIB, gain its approval of Scheme Membership, then connect to the AIB Hub.

The rest of this document and its annex (“Checklist for applying to become an AIB Member and connecting to the AIB Production HUB”) describes these steps in more detail.

Any questions should be addressed to the Secretary General at liesbeth.switten@aib-net.org, or call +32 (486) 55 83 01. The website is also available, at <https://www.aib-net.org>.

Step 1: Internal set-up

a) Appointment of Issuing Body

National government appoints an Issuing Body for obligatory schemes.

The Issuing Body must be financially independent of market participants; it may not profit from trade in certificates; and it must undertake to ensure that it operates according to the rules of EECS.

The rules of EECS® are set out in the “Principles and Rules of Operation for the European Energy Certificate System” (known as **the EECS® Rules**).

Responsibility

The Issuing Body is responsible for:

- Inspecting all plants that wish to participate;
- Issuing, transferring ownership of and cancelling and expiring EECS® Certificates;
- Recording in an electronic registry the details of all issued Certificates;
- Complying with the EECS® Rules and the Articles of Association of the AIB.

b) Appointment of Agents

To fulfil its responsibilities, the Issuing Body can, if it wishes, appoint:

- **A Production Registrar**, to inspect plants on application from Generators and to verify energy consumption.

This ensures that the requirements of the EECS® Rules and the Domain Protocol are satisfied.



Joining the AIB

November 2023

- **An Auditing Body**, to verify the continued fulfilment of the conditions for registration according to the standards set out in a Domain Protocol.

This will include comparing registered generation capacity with the issued number of certificates and other relevant data (e.g. wind speeds)

- **A Registry Operator**, to administer the electronic registry.

This registry records details of the certificates that have either been issued for, or held by, participants within this country. The registry also records the status (transferable, cancelled, expired, imported or exported) and owner of each certificate.

(c) Selection, Implementation and Configuration of Registry Software

Setting up a registry is the responsibility of the Issuing Body, which can develop its own software; or use commercially available software (see <https://www.aib-net.org/facts/eecs-registries/service-providers>).

Prior to completion of the review process, the Registry Software must be operational.

Step 2: Apply for AIB membership

The Issuing Body applies in writing to the AIB Secretariat to become a member using the application form, including a questionnaire, which are to be found at: <https://www.aib-net.org/aib/how-join>

The Secretary General of the AIB will conduct an initial review of the application form in order to identify any immediately obvious barriers to membership. Where possible, these will be resolved with the applicant. The Board will then approve the AIB membership application, to be validated by the AIB members in the subsequent General Meeting.

The AIB holds two General Meetings each year to consider matters concerning the strategy and administration of the AIB. These meetings offer members the opportunity to catch up on recent events and take part in decision-making. The General meeting validates the board decision regarding the membership to the association.

Step 3: Apply for EECS® Scheme membership for gas and/or electricity

a) Prepare the Domain Scheme

The “Domain Scheme” describes the implementation of EECS® in a specific geographic area. It comprises:

1. The Domain Protocol, which describes how EECS® is implemented in this domain
2. A cross-reference matrix, based on that included in the Review Proformas document, and associating provisions of the Domain Protocol with specific EECS® Rules in order to provide proof that the provisions of all EECS® Rules have been met
3. Standard Terms and Conditions (STC), which set out the terms and conditions under which registry account holders may use the issuing body’s registry
4. The Hub Participants Agreements (HPA), which provides the contractual framework for the legal relationship both between members, and between the AIB and its members. It includes a framework to limit the potential liability of the AIB and all AIB members. The Issuing Body should also ensure appropriate insurance for its certificate system under the Hub Participant Agreement.

5. Reply to two questionnaires:
 - a. Data sheet on GOs and disclosure
 - b. Restrictions on trade, cancellation and expiry

For its procedure of application of account holders to participate in the Domain Scheme, it is advised that the issuing body requires all account holders to fill in a “Know Your Customer” (KYC) form (a template is available on request from the Secretariat, together with the associated proposed scoring methodology and best practice guide). Doing so limits the risk of registration by fraudulent parties.

The AIB will appoint a pair of reviewers to consider the application for Scheme membership: usually, one will be a member representative and the other will be an independent specialist. The reviewers will guide and review the Domain Scheme development.

(i) Preparing the Domain Protocol and the cross reference matrix

After AIB membership is approved by the Board the applicant will be asked to develop its Domain Protocol – according to a standardised template with a guide for how to write it at https://www.aib-net.org/eecs/fact_sheets. The applicant will fill out the associated cross-reference matrix that links the sections of the Domain Protocol to dedicated sections of the EECS® Rules.

The Domain Protocol sets out how the applicant will apply the EECS® Rules within the context of its own national laws and operational procedures, and within its geographic area. Issues that are not in line with the EECS® are listed as deviations. Typical issues which differ between countries and are addressed in a Domain Protocol include: verification and audit of plants, measurement of the proportion of RES-E generated from biomass and/or pumped hydro, and disclosure rules.

The reviewers will help the applicant to resolve any issues that arise during the development of these documents. Where they consider that the information in the Domain Protocol is insufficient, unclear or identifies areas of potential non-compliance, they will seek to resolve this with the applicant. Where it is not possible to resolve any such issues, then the reviewers will inform the applicant and place the matter before the next Scheme Group meeting of the AIB for its decision.

(ii) Prepare to sign the Hub Participants Agreement and find adequate insurance

The applicant shall agree with signing the Hub Participant Agreement. This document is a contract between the AIB and the applicant, and includes the terms of use of the Hub and a liability arrangement aimed at protecting the AIB and its members from claims by market participants. Where national law etc. hinders signature of this document as it stands, the applicant may propose special conditions for the consideration of the AIB.

An essential precondition for AIB’s signature to the Hub Participant Agreement is that the applicant has obtained adequate insurance for operating its system.

(iii) Prepare Standard Terms & Conditions (STC)

Account holders in the Issuing Body's registry have to agree with the limitation of the liability of the AIB and its members. The Standard Terms and Conditions must be based on the AIB model, which is available at https://www.aib-net.org/eecs/standard_terms_conditions. This is a vital element in the liability arrangement put in place by the Hub Participants Agreement. It must be signed by all future registry account holders before they are allowed to use the registry.

(iv) Process during the Application for Scheme Membership

Upon completion, the applicant should send each of the above documents to the reviewers. The reviewers check the documents for conformity with the EECS® Rules and Subsidiary Documents, and in particular to ensure that they comply with the core principles of EECS®. The applicant will be asked to explain any provisions that seem unclear to the reviewers, and any which do not appear to comply with the EECS® Rules or the principles of proper disclosure. The applicant may then be required to amend its Domain Protocol, and perhaps its operational practice, accordingly. In extreme cases, regulations and legislation may need to be revisited. Hence the review process can take a number of months. This is necessary to ensure that international transfer of EECS® Certificates or GOs does not have any unintended side-effects.

The reviewers will then inform the Secretary General that they have approved the Domain Protocol, or that they have discovered matters of principal which either prevent its acceptance by the AIB, or regarding the acceptability of which they seek the advice of the Scheme Group within AIB.

Sometimes during a review suggestions are brought forward for improvement of either the Scheme-specific or generic section of the EECS® Rules. These will be brought to the relevant Scheme Group or to the EECS® Unit for consideration and potential subsequent decision.

(v) Test the Registry Software

In parallel to the document review of the application, there is a set of technical tests. The reviewers also check that the registry complies with the requirements of the EECS® Rules and its Subsidiary Documents, and in particular the subsidiary document SD03, otherwise known as HubCom, which can be found here: https://www.aib-net.org/eecs/subsidiary_documents.

The applicant and the AIB SuperUser will then need to test the proper integration of the registry software and the AIB Hub in order to ensure that the transfer of certificates to and from other EECS® registries is both secure and reliable. For further information about the registry compliance testing, contact the SuperUser, who will administer the testing process on behalf of the AIB. Currently the SuperUser role is fulfilled by Martin Standera, whereas the AIB hub is operated by Unicorn Systems.

Email: martin@aib-net.org
Tel: +42-07.30.81.15.44

This testing consists out of 2 phases:

1. Test of the Registry connection: a procedure to be followed to connect the registry with the AIB hub
2. Technical audit: an exchange of a series of transfer messages will validate whether the correct type of reply is being received at the hub from the connecting registry. The technical audit will be validated by AIB's Information Systems Unit (one of its working groups).

Once the SuperUser is satisfied that the registry conforms with EECS® and has passed the test, then they will inform the Secretary General, who will approve connection to the Hub after Step 4 has been completed: the Domain Scheme has been approved by the Scheme Group; and that the Scheme Group has not imposed any special conditions upon connection e.g. it might require certain assurances to be provided first. Hub connection is no prerequisite for Scheme membership though.

Step 4: Gain AIB approval

a) Assessment of the Domain Scheme Review

When the review is finalised, the reviewers will present the results in a meeting open to all Scheme members to consider the Domain Scheme. Members of the AIB will be invited to discuss any issues arising, following which the application will be put to the vote to the relevant Scheme Group (one of AIB's working groups), and Scheme membership will be granted to the applicant provided 75% of the votes cast are in favour.

When its application has been approved, the new Scheme Member must provide the secretariat with details of its national support schemes, and the geographical map coordinate standards used in its Domain. It must set-up the reporting procedure for the AIB statistics.

Scheme Membership, with all of its rights and duties, becomes operative the working day after the Domain Protocol has been approved by the Scheme Group, unless the latter decided otherwise.

Scheme Membership is necessary before the member can issue and transfer EECS® certificates and vote at AIB meetings.

b) Connect to the AIB Hub

The applicant and AIB SuperUser will test the proper integration of the registry software and the AIB Hub in order to ensure that the transfer of certificates is both secure and reliable

c) Live operation

At this point, the Issuing Body can start registering production devices and issuing EECS® Certificates.

ANNEX 1: AIB MEMBERSHIP FEES

The AIB membership fee distributes the costs of providing services equitably between members. It reflects the greater benefits received by larger members and by those with a wider scope of operations (e.g. those whose scope encompasses both renewable electricity and cogeneration), and the greater costs incurred by the AIB in providing services to such organisations.

AIB members

Membership fees are based on the category of member, which is determined by its 'activity', being the number of certificates that this member

has imported plus those it has exported during the previous year (certificates that have been cancelled for use in another member country, 'Ex-domain cancellations', or EDCs) are considered to be both an import and an export.

There is a separate fee for each Scheme an Issuing Body is a member of. Within the AIB each Scheme Group is responsible for setting the membership fees and keeping a balanced budget.

The size of the membership fee depends on the member's "activity level", and can be determined

by reference to the table "AIB Membership Fee Structure" below. The activity level is expressed in number of TWh transferred between countries, reflected by certificates.

Where more than one member exists in a country (e.g. the three regions of Belgium plus Federal Belgium), then the membership fee for the whole country reflects the combined activity of the members within that country and is shared according to a pre-agreed formula.

Table AIB Membership Fee Structure

	Small	Medium	Large	Observer
	2024	2024	2024	2024
Membership fee per country	6 300 €	38 100 €	81 800 €	6 300 €
Activity (import, export and EDCs included)	Up to 4 TWh	From 4 TWh to 8 TWh	More than 8 TWh	
Votes per country	10	20	30	

Where activity is an exact number of TWh, then the lower membership category will be assumed - e.g. 4TWh = category S.

The invoicing of your membership fee will be divided into the following three steps.

A. First Instalment

The initial membership fee in year X will be calculated based on the total number of transfers (expressed in TWh) in year X-1.

The first instalment will cover 50% of the total initial fee and will be invoiced during the first quarter of X.

B. Second Instalment

The second instalment will cover the other 50% of the initial fee.

In July we will calculate the total transfers from 01.01.X to 30.06.X and determine whether the

total amount of transfers results in a higher category of membership. If this is the case, your invoice will also contain the rest amount of the corresponding fee of the higher category of membership. For the avoidance of doubt, it is not possible to go to a lower category of membership.

The second instalment will therefore be invoiced in the third quarter of year X.

C. Final Instalment

The final instalment will be calculated based on the total number of transfers in year X.

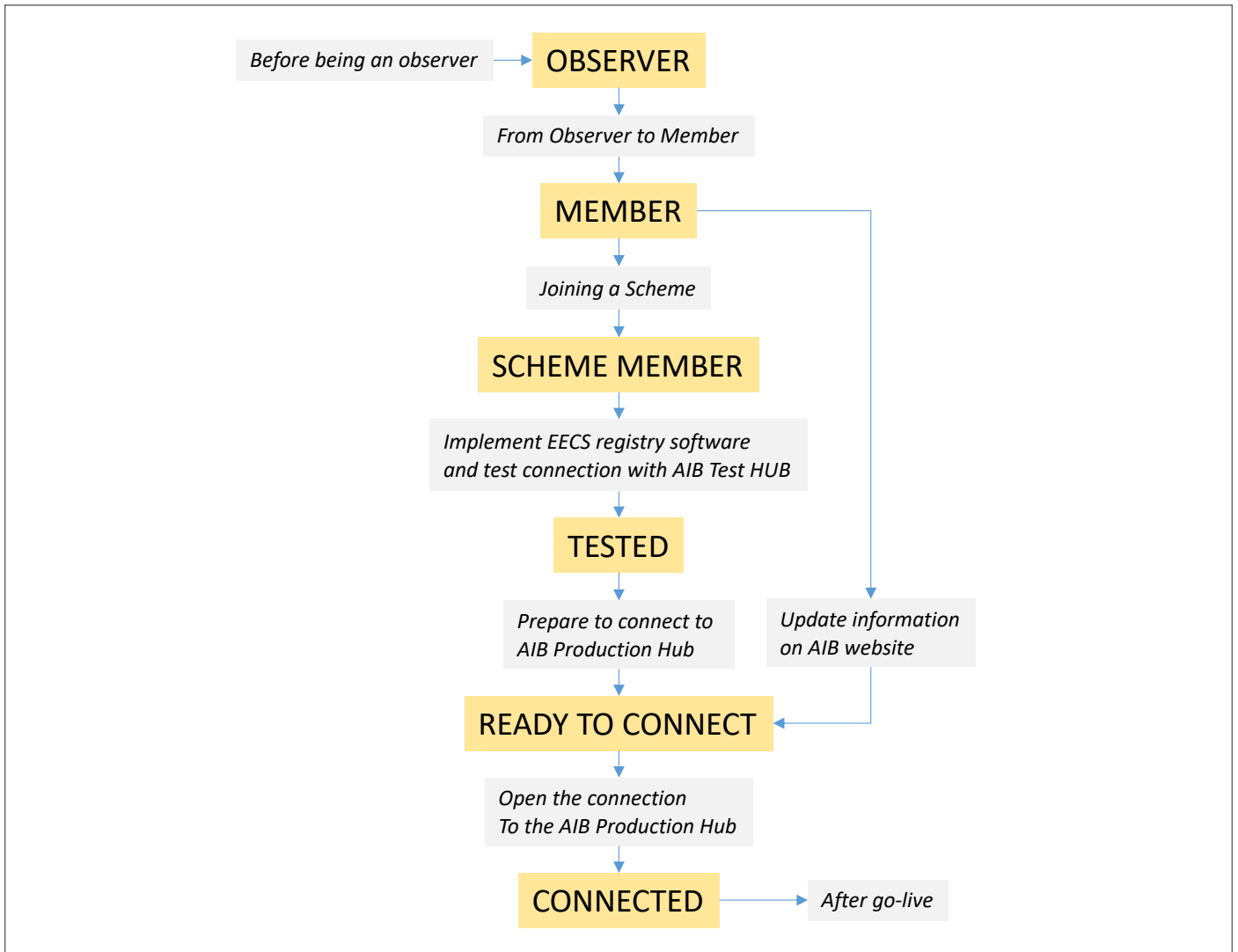
If the total of transfers leads to a higher category of membership, you will receive your final instalment invoice in the first quarter of year X+1.

Applicants and observers

Applicants for Scheme Membership will pay 8 300 € until application is approved by the Scheme Group. Even after approval it is unlikely that transfers in the first year will go above the threshold for "medium" as set above.

Scheme Observers pay no fee for the first calendar year, and 8 300 € starting the second calendar year of being an observer. Note that during the first calendar year, they may be asked to pay a cost-covering attendance fee to the Scheme Group as decided by the Board. Existing AIB Scheme members do not need to pay this Observer fee to other Schemes as they already contribute financially.

ANNEX 2: CHECKLIST FOR APPLYING TO BECOME AN AIB MEMBER & CONNECTING TO THE HUB



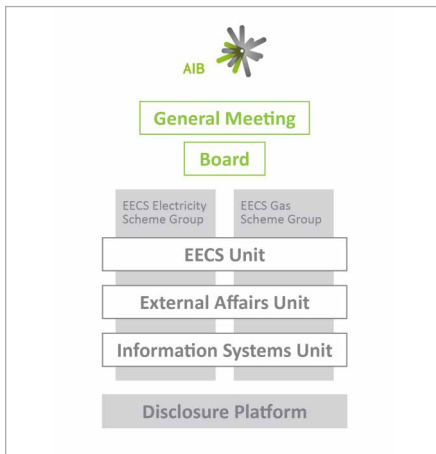
ANNEX 2: CHECKLIST FOR APPLYING TO BECOME AN AIB MEMBER & CONNECTING TO THE HUB

	Task	Check	Who	“Joining the AIB”	Date	Done/ Notes
1. Non-Observer						
Becoming a Scheme Observer	Contact the Secretary General to show interest in joining the AIB		Newcomer	STEP 1		
	Read the “Joining the AIB” document		Newcomer	STEP 1		
	Define who has the mandate to sign agreements and who can apply for membership to AIB		Newcomer	STEP 1		
	Assign an Issuing Body and a competent authority		Newcomer	STEP 1		
	Review and sign the AIB Scheme Observer Agreement		Newcomer	STEP 1		
	Grant Scheme Observer status		AIB Board	STEP 1		
	Provide “Observer” level of access to the website		Secretary General	STEP 1		
2. You are now a Scheme Observer, preparing for membership to the association						
From Scheme Observer to AIB Member	Attend a General Meeting and/or Unit/ Scheme Group as a Scheme Observer (not mandatory)		Newcomer	STEP 2		
	Assign a Single Point of Contact (SPOC)	Not mandatory	AIB External Affairs Unit	ANY TIME		
	Get familiar with the EECS Rules, the Articles of Association (AoA) and Hub Participants Agreement (HPA)	Request SPOC or Secretary General for documents	Newcomer	STEP 2		
	Implement or update GO and Disclosure legislation in line with EECS framework (where necessary)	Ensure avoidance of double claims in Domain. Optional check by AIB reviewers or Secretary General.	Newcomer	STEP 2		
	Apply to the AIB to become an AIB member	Formal letter of application and questionnaire, membership representative form	Newcomer	STEP 3		
	Review the application for AIB membership		Secretary General	STEP 3		
	Approve the application of AIB membership		Board	STEP 3		
	Assign Reviewers, assign Competent Authority Code and Issuing Body Code (Fact Sheet 4)		Secretary General	STEP 3		
	Provide “member” level of access to the AIB website, plus access to relevant Unit/ Scheme Group sections		Secretary General	STEP 3		
	Pay the minimum membership fee based on invoice from AIB		Newcomer	STEP 3		

	Task	Check	Who	„Joining the AIB“	Date	Done/ Notes
3. You are an AIB member, now prepare for Scheme membership						
Joining a Scheme	Draft a Domain Protocol (DP), a Cross Reference Matrix, <u>fill out survey on the limitations for trade, expiry and cancellation</u> and the <u>datasheet on GO and disclosure</u> and draft <u>Standard Terms and Conditions (STCs)</u> according to the templates available on the AIB website	Domain Protocol template in FactSheet 10a, Cross reference Matrix is Subsidiary Document 07	Newcomer	STEP 4		
	Have your legal advisor review the Hub Participants Agreement (HPA) and identify any special conditions that might be needed	Hub Participant Agreement	Newcomer	STEP 4		
	Procure liability insurance	Advice from your legal adviser/ corporative insurance policy	Newcomer	STEP 4		
	Initiate contact with the Super User to have initial discussion regarding technical requirements		AIB member			
	Assign reviewers to review all required documentation including the Domain Protocol (DP) and Standard Terms and Conditions (STCs)		Secretary General	STEP 4		
	Review the required documentation (Domain Protocol, Cross Reference Matrix, survey on the limitations for trade, expiry and cancellation and the datasheet on GO and disclosure and the STCs, applicable legislation, statistics publication, etc). Reviewers to agree the proposed first production period for issuing EECS certificates with new member, and to align the documentation exchange process accordingly.		Reviewers	STEP 4		
	Dialogue with the reviewers on modifying and refining the required documentation in preparation for Scheme membership approval.					
	Organise review teleconference open to all members to discuss the Scheme membership application and resolve outstanding issues		Reviewers/ newcomer			
	Approve the Scheme Membership, Domain Protocol, and Standard Terms and Conditions		Scheme Group	STEP 5		
	Approve the HPA Special Conditions		AIB Board			
Sign the Hub Participant Agreement		Newcomer/ Secretary General/ Board Chair	STEP 5			

	Task	Check	Who	„Joining the AIB“	Date	Done/ Notes
	4. Preparing registry for connection to AIB Hub as a Scheme Member					
	5. Ready to prepare connection to Production AIB Hub					
	6. Administrative updates on AIB website					
	7. Ready to Connect to AIB Hub					
	8. Connected to AIB Hub					
After go-live	Follow the Code of Practice document to monitor transfers		Superuser	STEP 8		
	Become familiar with the data collection for the monthly AIB statistics and the annual European Attribute Mix calculation which is completed by AIB		Newcomer	STEP 8		
	Comply with EEES rules reporting obligations (e.g. C.7.1.3, E.3.34)		Newcomer	STEP 8		
	Conduct the first Domain Audit one year after go-live		Reviewers	STEP 8		
	Conduct subsequent Domain Audit every 3 years		Reviewers	STEP 8		

ANNEX 3: AIB ORGANISATIONAL CHART



The Board

The Board is responsible for the management of the AIB and had residual powers. It meets monthly, alternating physical meetings with teleconferences. The general cycle of meetings is organised so that budgetary plans are approved at the November General Meeting and the annual accounts are approved at the May General Meeting.

The Units

Units (formerly called Workgroups) meet as necessary, sometimes monthly but more usually bi-monthly. These address ongoing issues, such as:

- Regulation of the Association
- Development of the EECS® standard
- Registry-registry communications
- Communications with members and third parties.

The Scheme Groups

Scheme groups deal with issues related to specific energy carriers. They consist of the Scheme Members of a specific EECS® Scheme:

- a. Electricity Scheme group
- b. Gas Scheme group

Each Scheme Group is responsible for its own budget and way of decision making:

- Set the level of Group Membership fees (within the minimum and maximum determined by the GM)
- Approve the Scheme Group budget
- Appoint and dismiss chair of Scheme Groups
- Organise events for external parties

- Amend the Scheme specific parts of the EECS® Rules
- Approve and amend EECS® Rules template for “Standard Terms and Conditions” between members and Market Participants and
- Approve Domain Protocol changes
- Approve member audits

The General Meeting

The General Meeting gathers all AIB members. It used to meet quarterly at varying locations in Europe, but after the reorganisation this is brought back to two meetings. Its decisions are advised by the Units, Scheme Groups and Task Forces, and implemented by the Board and Secretariat. The GM has specific competences including approving the strategy, the annual accounts and the AIB budget.

The Secretariat

The General Meeting, Board and working groups are supported by the Secretariat.

Association of Issuing Bodies

The AIB is a non-profit-making international association (ivzw/aisbl)

Phone: +32 (486) 55 83 01

Website: <https://www.aib-net.org>

Email: info@aib-net.org

Registered offices
Viserkopersstraat 13
B-1000 Brussels
Belgium

Registered in Belgium
Registration number
(numero d'entreprise)
0.864.645.330
RPR Brussels