

GSE
Gestore Servizi Energetici

AIB an RECS International in Italy

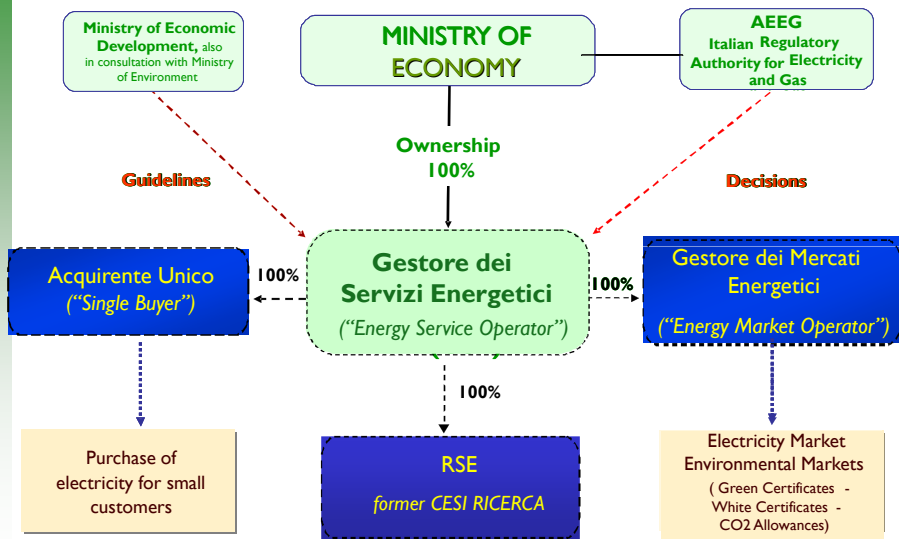
Claudia Delmirani
International Activities Unit

Dubrovnik, 1 October 2010

www.gse.it



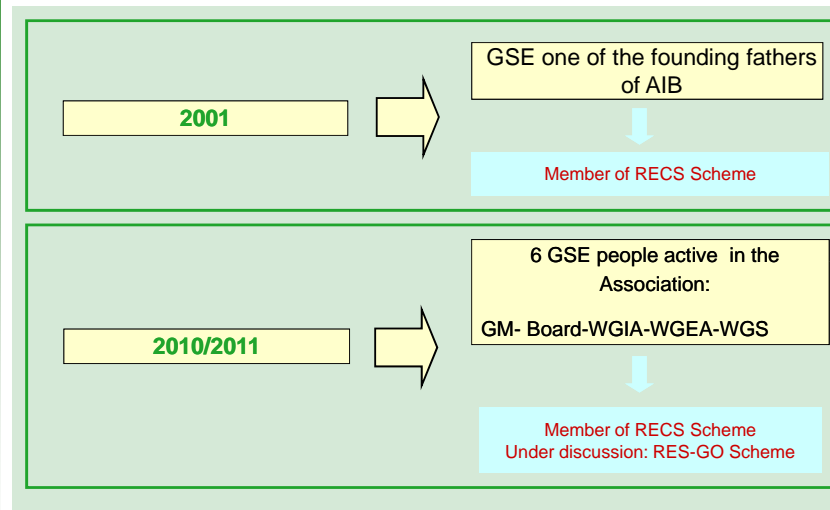
- GSE – Gestore dei Servizi Energetici
- GSE and AIB: aims and outcomes
- GSE and RECS International
- The Italian RECS Market in the international context



GSE's main activities

- ✓ Qualifying RES-E plants and co-generation plants
- ✓ Issuing **Green Certificates** and monitoring compliance of producers and importers with the related obligations
- ✓ Issuing the **Guarantee of Origin** for electricity generated by RES and CHP plants and **RECS (Renewable Energy Certificate System)** certificates
- ✓ Managing “net-metering system” (“scambio sul posto”) for electricity generated by RES plants up to 200 kW or CHP plants
- ✓ Managing support schemes (**Feed-in-premium**) for electricity generation by PV and thermodynamic solar plants (“Conto Energia”)
- ✓ Managing and carrying out technical **inspections** on RES plants
- ✓ **Participation within international associations** (IEA, OME, AIB)
- ✓ **Energy Consultancy** to Public Administration

- GSE – Gestore dei Servizi Energetici
- GSE and AIB: aims and outcomes
- GSE and RECS International
- The Italian RECS Market in the international context



Which is the additional benefit of joining the AIB?

- ✓ The strong networking action, information exchange
- ✓ The possibility to strengthen GO in EU and in National Regulations
- ✓ The common approach to a voluntary certification system

Which are the GSE expectations for 2011?

- ✓ Is Under discussion the possibility to join also the RES – GO scheme in 2011 on the light of the Italian Ministry Decree (DM 31/07/09)
- ✓ The AIB Certificate requirements are the same as the Decree

- GSE – Gestore dei Servizi Energetici
- GSE and AIB: aims and outcomes
- GSE and RECS International
- The Italian RECS Market in the international context



Why did GSE focused on RECS?

- ✓ Because of the market operator request
- ✓ In a lack of clear rules for the “green pricing” RECS has been the FIRST tool attesting the renewable energy production to the consumers

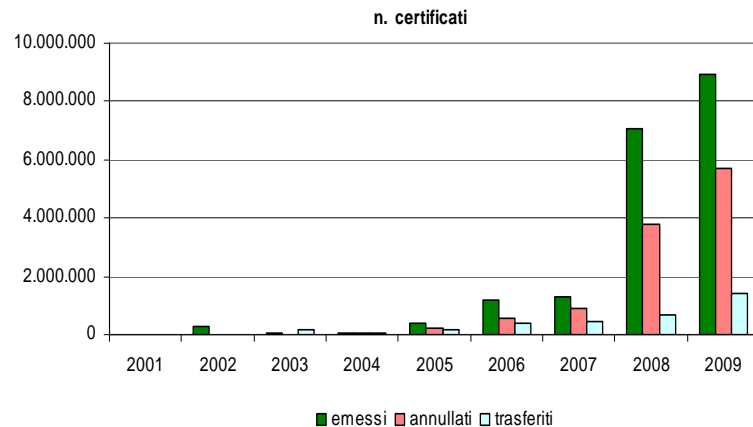
The RECS evolution in Italy

- ✓ 2002: The market Operator were very active in building rules and framework
- ✓ 2010: The market Operator are more active in market activities
- ✓ Almost the 25% of the members are Italian (49 to 251)



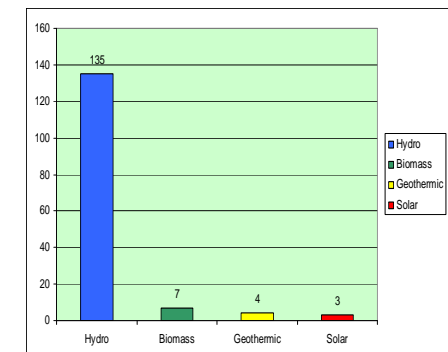
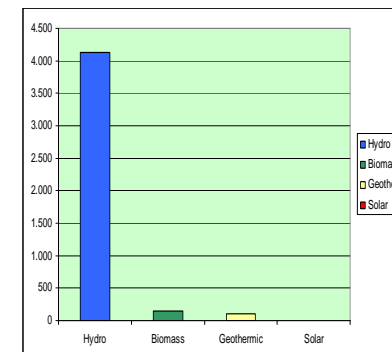
2009	2010*
44 operators (22 trader, 11 producers e 11 prod. aggregator)	46 operators (27 trader, 8 producers, 11 prod. aggregator)
QUALIFIED POWER PLANS	QUALIFIED POWER PLANS
149 4.300 MW	149
CERTIFICATES	CERTIFICATES
<ul style="list-style-type: none"> ➤ issued: more than 8.900.000 (8,9 TWh) ➤ transferred: more than 1000.000(1 TWh) ➤ imported: more than 356.000 (0,3 TWh) ➤ redeemed: more than 5.600.000 (5,6 TWh) 	<ul style="list-style-type: none"> ➤ issued: more than 1.000.000 (1 TWh) ➤ transferred: more than 2.160.000 (2,1 TWh) ➤ imported: more than 337.000 (0,3 TWh) ➤ redeemed: more than 5.400.000 (5,4 TWh)

* Provisional data up to June 2010



Outcomes of qualification procedure up to 31/12/2009

- By power: oltre 4.300 MW
- Qualified plans by number: 149



- GSE – Gestore dei Servizi Energetici
- GSE and AIB: aims and outcomes
- GSE and RECS International
- The Italian RECS Market in the international context

Countries	RECS issued 2009 [TWh]	Production* from RES Year 2008 [TWh]	RECS issued/Production from RES
1° Norway	108,4	140,8	77%
2° Sweden	35,9	80,3	45%
3° Netherlands	8,5	9,5	89%
4° Finland	6,5	26,3	25%
5° Italy	3,9	58,2	7%
6° France	3,5	74,0	5%
7° Denmark	2,4	10,4	23%
8° Belgium**	1,2	4,4	27%
9° Austria	1,2	44,2	3%
10° Switzerland	0,9	37,6	2%

In 2009 Italy is at the 5th place among the countries who participate to the RECS market for number of issued certificates

* GSE assesses based on TERNA, IEA e EUROSTAT, SFOE data
** provisional data

For issued certificates and RES production ratio Italy is at the 7th place

Countries	RECS issued 2009 [TWh]	Production* from RES Year 2008 [TWh]	RECS issued/Production from RES
1° Netherlands	8,5	9,5	89%
2° Norway	108,4	140,8	77%
3° Sweden	35,9	80,3	45%
4° Belgium**	1,2	4,4	27%
5° Finland	6,5	26,3	25%
6° Denmark	2,4	10,4	23%
7° Italy	3,9	58,2	7%
8° France	3,5	74,0	5%
9° Austria	1,2	44,2	3%
10° Switzerland	0,9	37,6	2%

* GSE assesses based on TERNA, IEA e EUROSTAT, SFOE data
** provisional data

Countries	RECS redeemed 2009 [TWh]	Energy consumption* Year 2008 [TWh]	RECS redeemed/Energy consumption
1° Sweden	53,1	147,5	36,0%
2° Norway	28,8	127,9	22,5%
3° Netherlands	25,4	123,4	20,6%
4° Germany	17,1	606,6	2,8%
5° Italy	5,7	353,6	1,6%
6° France	5,4	521,6	1,0%
7° Belgium**	4,9	93,7	5,2%
8° Finland	3,0	89,9	3,3%
9° Austria	1,9	69,0	2,8%
10° Switzerland	1,7	58,7	2,9%

In 2009 Italy is at the 5th place among the countries who participate to the RECS market for number of redemption

* GSE assesses based on TERNA, IEA e EUROSTAT, SFOE data
** provisional data

Countries	RECS redeemed 2009 [TWh]	Energy consumption* Year 2008 [TWh]	RECS redeemed/Energy consumption
1° Sweden	53,1	147,5	36,0%
2° Norway	28,8	127,9	22,5%
3° Netherlands	25,4	123,4	20,6%
4° Belgium**	4,9	93,7	5,2%
5° Finland	3,0	89,9	3,3%
6° Switzerland	1,7	58,7	2,9%
7° Germany	17,1	606,6	2,8%
8° Austria	1,9	69,0	2,8%
9° Italy	5,7	353,6	1,6%
10° France	5,4	521,6	1,0%

* GSE assesses based on TERNA, IEA e EUROSTAT, SFOE data
** provisional data

For redeemed certificates and RES production ratio Italy is at the 9th place

Thank you for your attention!
claudia.delmirani@gse.it