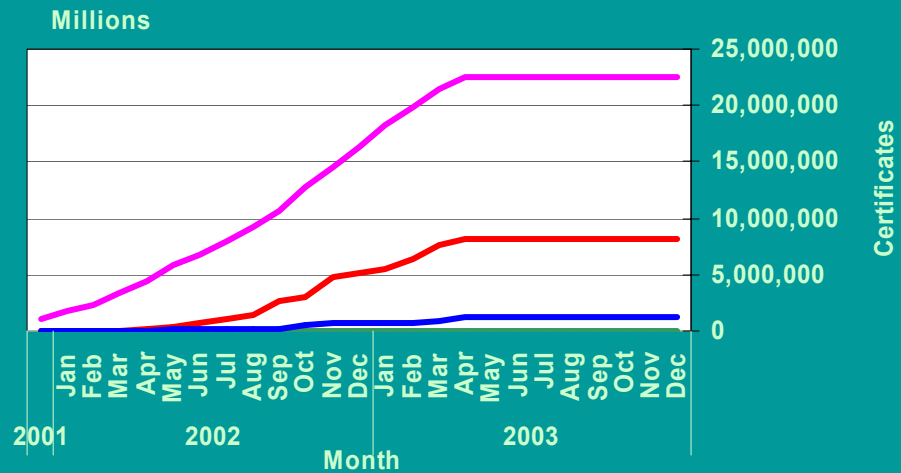


RECS AIB Certificate Trading Report Test & Operational phases: Jan 2001 – Mar 2003

Headlines

22,526,842 certificates issued
8,160,810 redeemed
 (36% of those issued)

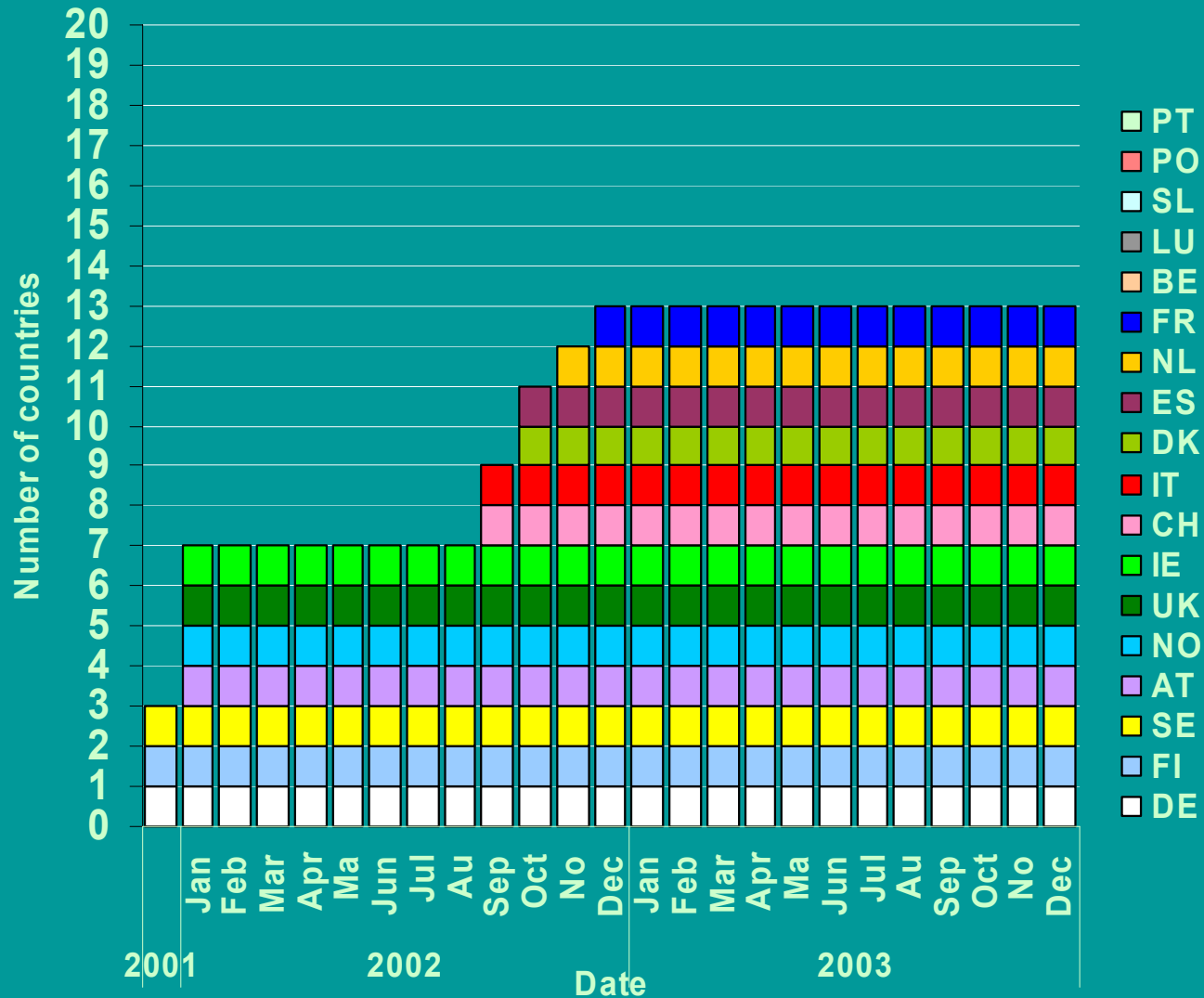
RECS Test Phase : certificate activity



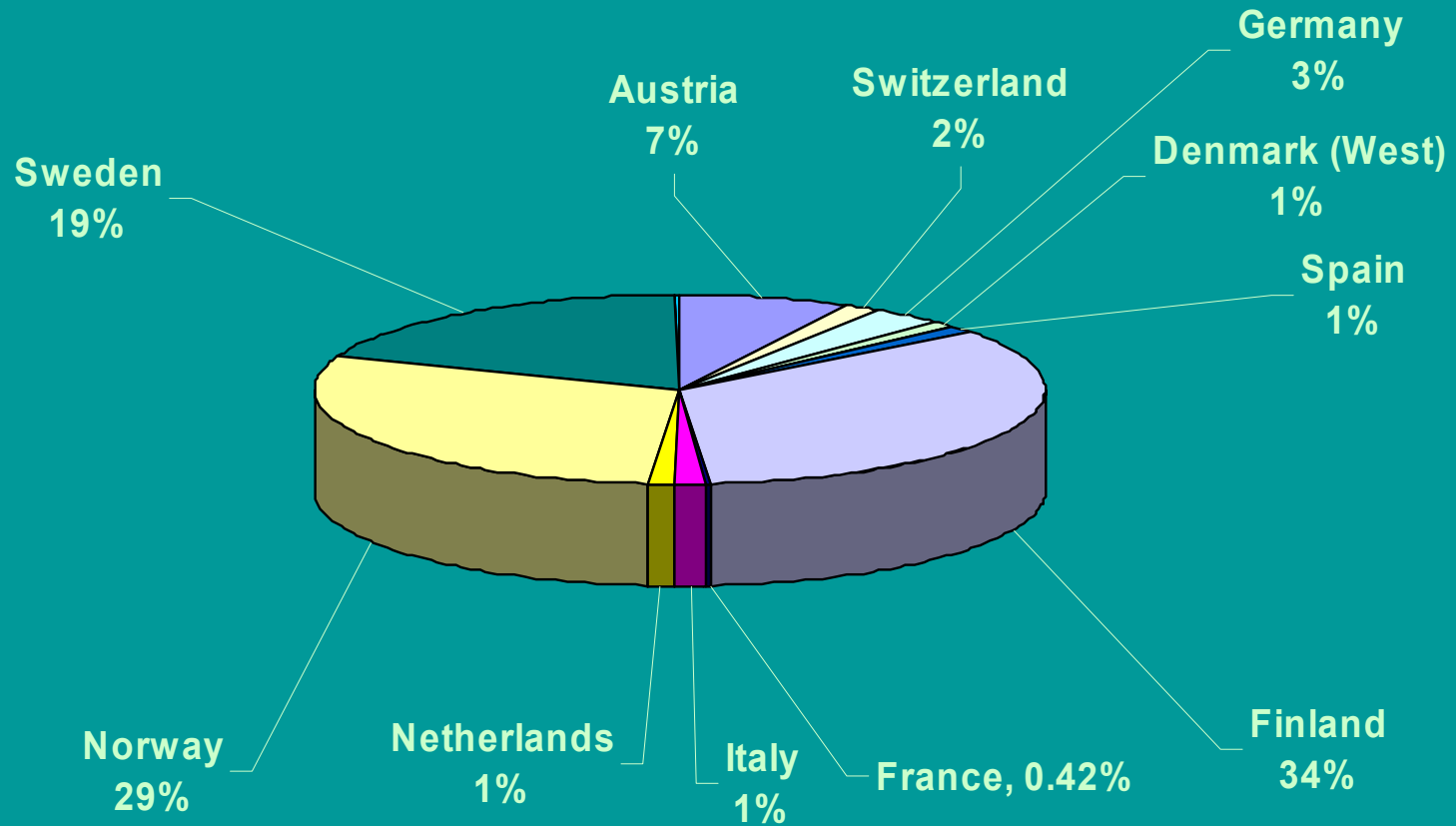
— Export — Issue — Redemption — Transfer

Major producing countries : Finland, Norway, Sweden & Austria
Major technologies issued : Hydropower, Forestry & agricultural by-products, Municipal solid waste and Onshore wind

Countries participating



RECS certificates issued - per country



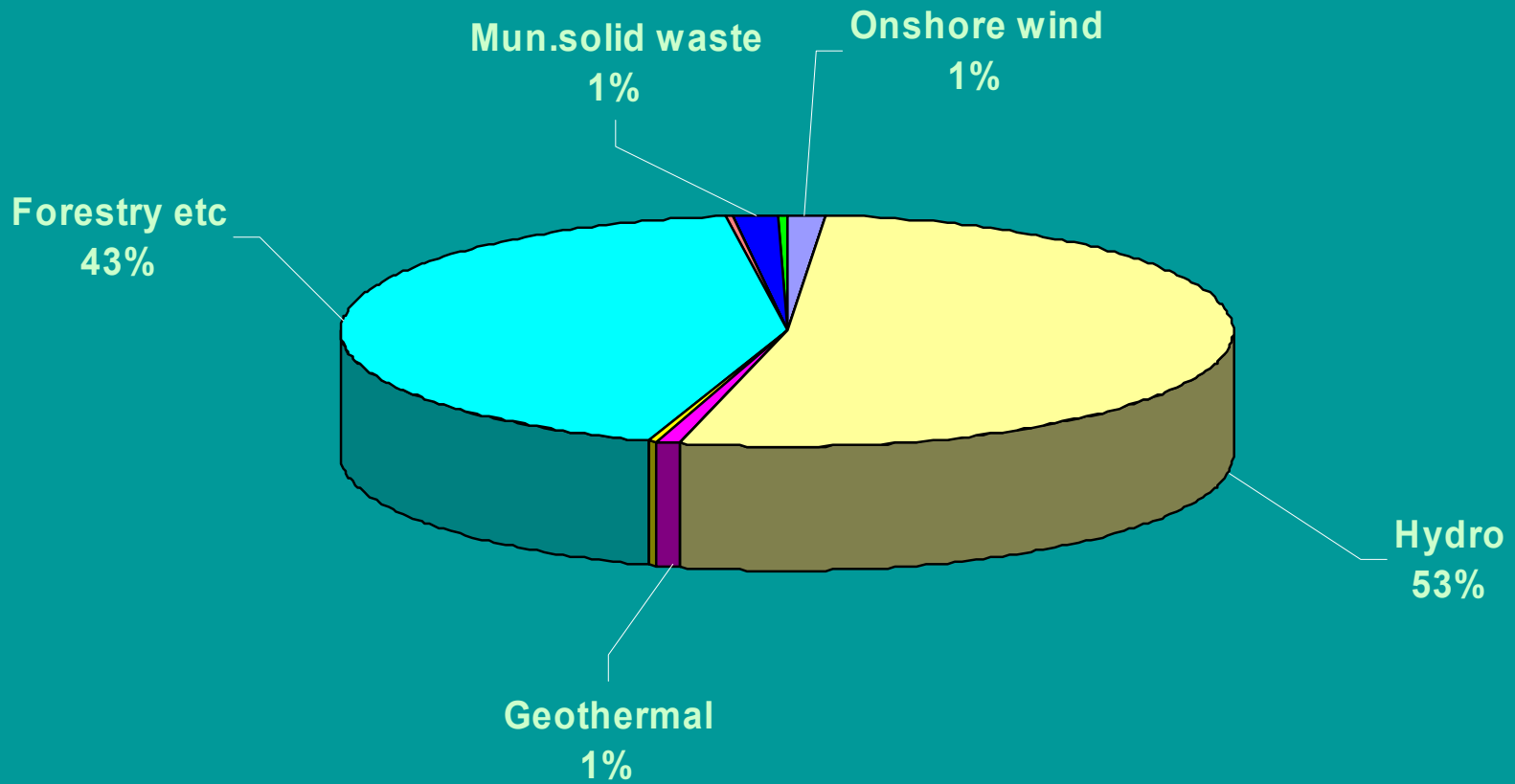
Total certificates issued per country

- *the numbers*

	Trading report for all technologies															
	Total				2001			2002			2003					
	Issued	Transferred		Redeemed	Issued	Transferred		Redeemed	Issued	Transferred		Redeemed	Issued	Transferred		Redeemed
		Total	Export			Total	Export			Total	Export			Total	Export	
Austria	1,670,681	3,430	3,444	125,701	1,150				1,057,599	3,430		84,669	611,932		3,444	41,032
Belgium and Luxembourg																
Switzerland	408,914		100	35,635					99,220			4,100	309,694		100	31,535
Germany	687,087	513,728			148	148			686,939	513,580						
Denmark (West)	223,647			41	153,128				70,433				86			41
Denmark (East)																
Spain	304,256								304,256							
Finland	7,652,654	255,664		2,774,564	713,032	30	1		5,840,401	247,357		1,527,025	1,099,221	8,277		1,247,538
France	94,443		4,551	32,151					4,552		4,551		89,891			32,151
Italy	313,986	163,467		6,953	11,396				302,590			1,125		163,467		5,828
Netherlands	203,052			7,000					202,500			7,000	552			
Norway	6,564,304	279,108	100	3,053,969					3,500,555	5,591		2,458,761	3,063,749	273,517	100	595,208
Poland																
Portugal																
Sweden	4,313,660			2,124,796	100,223				3,148,602			1,125,050	1,064,835			999,746
Slovenia																
UK / IE - UK & Ireland	90,158								90,158							
All countries	22,526,842	1,215,397	8,195	8,160,810	979,077	178	0	1	15,307,805	769,958	4,551	5,207,730	6,239,960	445,261	3,644	2,953,079



RECS certificates issued - per technology



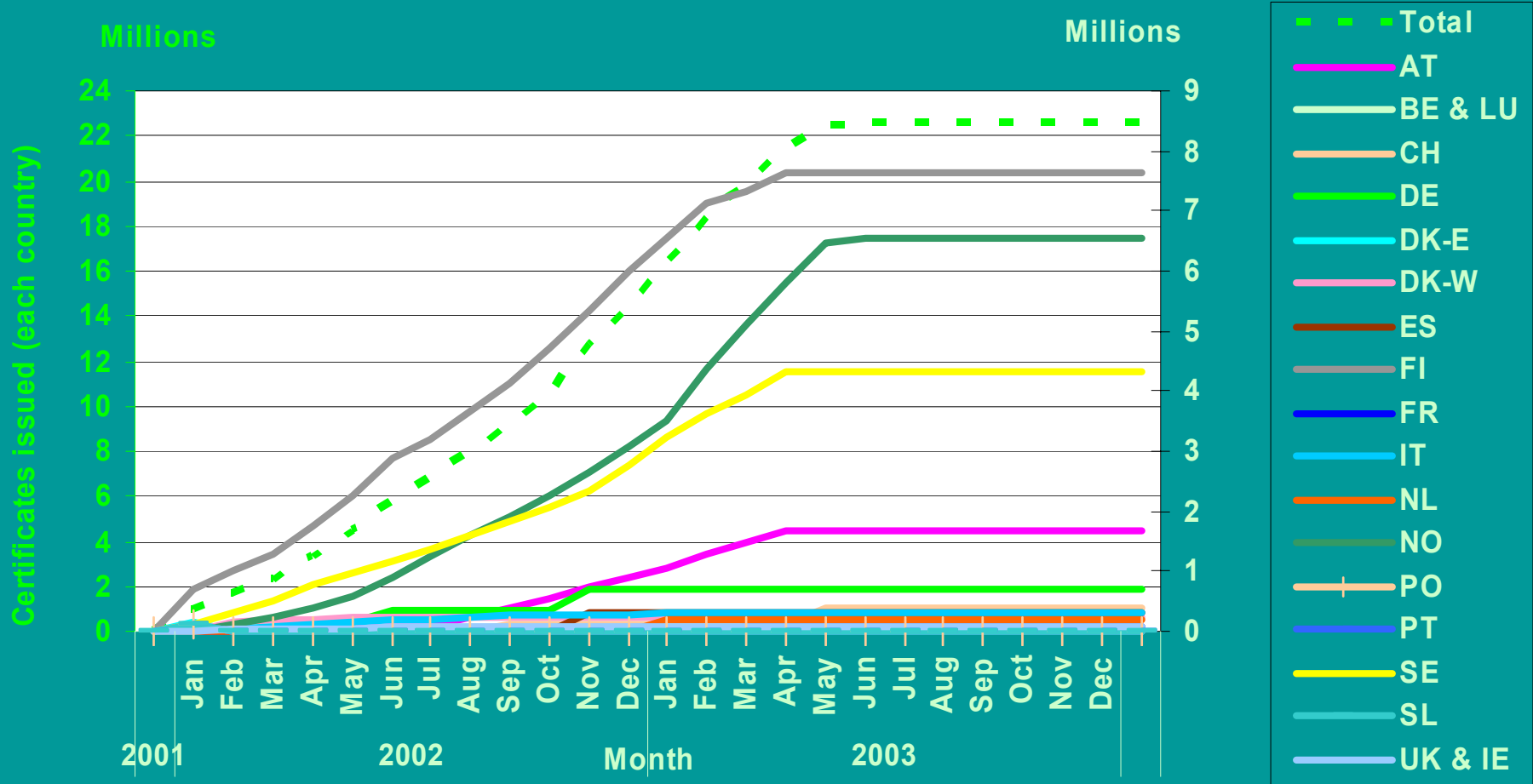
Total certificates issued per technology

- *the numbers*

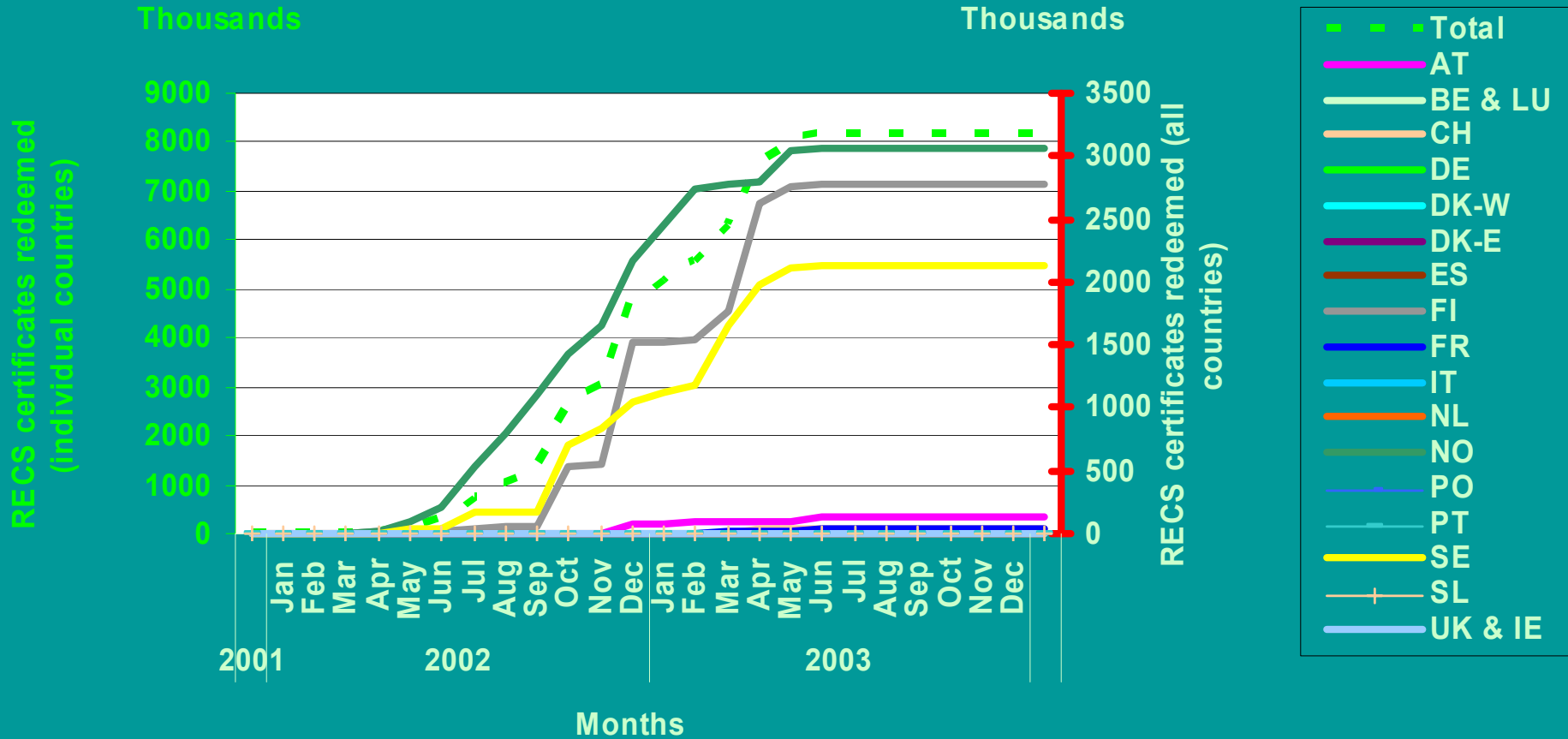
	Trading report for all countries															
	Trading report for all countries				2001			2002			2003					
	Issue	Transfer		Redeem	Issue	Transfer		Redeem	Issue	Transfer		Redeem	Issue	Transfer		Redeem
		Total	Export			Total	Export			Total	Export			Total	Export	
Onshore wind	286,094	23,956	2,523	78,518	24,426	178		1	162,908	9,917	2,423	45,362	98,760	13,861	100	33,155
Offshore wind	3,268	70		186	1,256				2,008	70			4			186
Photovoltaic																
Thermal																
Hydropower	11,881,131	809,022	5,672	3,661,028	156,163				7,720,201	538,755	2,128	2,937,251	4,004,767	270,267	3,544	723,777
Onshore tidal																
Offshore tidal																
Onshore wave																
Offshore wave																
Geothermal	166,024	159,071		6,953					166,024			1,125		159,071		5,828
Energy crops	84,390			30,091	43,986				36,033			14,522	4,371			15,569
Forestry etc	9,633,176	219,298		4,275,775	661,360				6,850,232	219,298		2,159,116	2,121,584			2,116,659
Landfill gas	19,353			9,081					19,121			8,435	232			646
Sewage gas	24,831			24,831					24,154				677			24,831
Other biogas																
MSW	337,520			10,079	91,886				244,358			9,955	1,276			124
IB&CW	91,055	3,980		64,268					82,766	1,918		31,964	8,289	2,062		32,304
Total	22,526,842	1,215,397	8,195	8,160,810	979,077	178	0	1	15,307,805	769,958	4,551	5,207,730	6,239,960	445,261	3,644	2,953,079



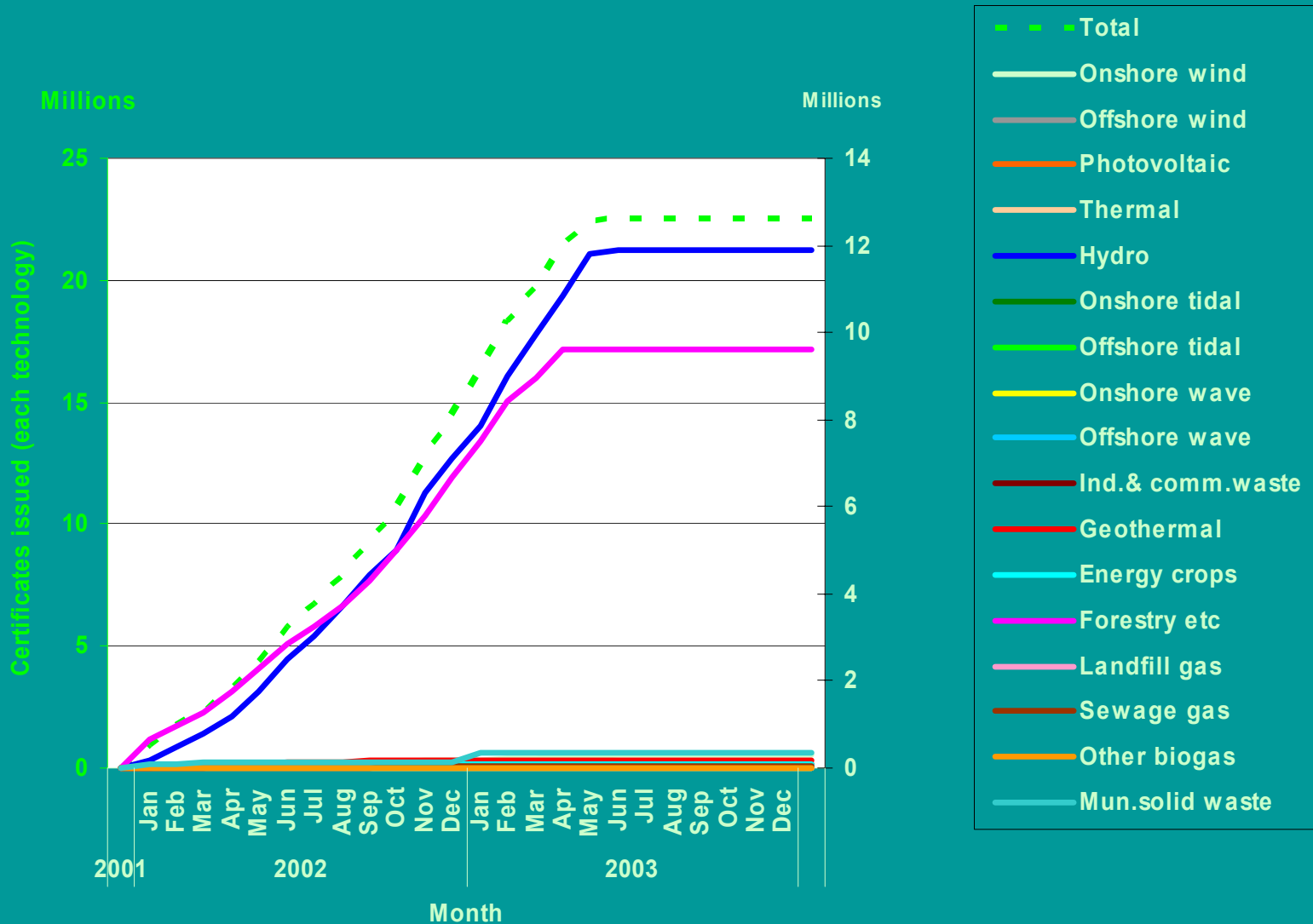
Monthly certificates issued per country



Monthly certificates redeemed per country



Monthly certificates issued per technology



Monthly certificates redeemed per technology

